REV	REVISION NOTE	DATE	NAME	CHECKED
A	ORIGINAL DRAWING RELEASE	3-22-2004	D. C. BAXTER	J. CALLAHAN
B	UPDATED FUSE CABLING ON BACK SIDE	5-3-2004	D. C. BAXTER	J. CALLAHAN

VIEW FROM SIDE A (BACK) LOOKING TOWARD INTERACTION POINT

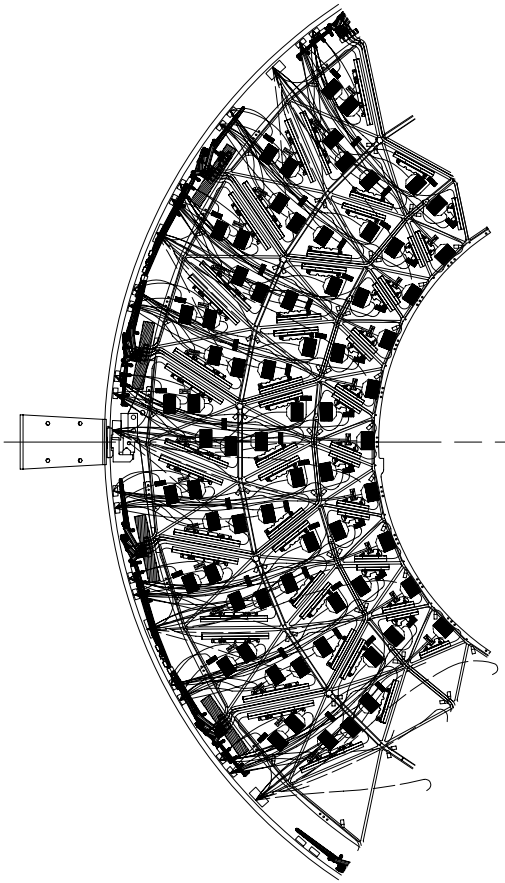

VIEW FROM SIDE C (FRONT) LOOKING TOWARD INTERACTION POINT

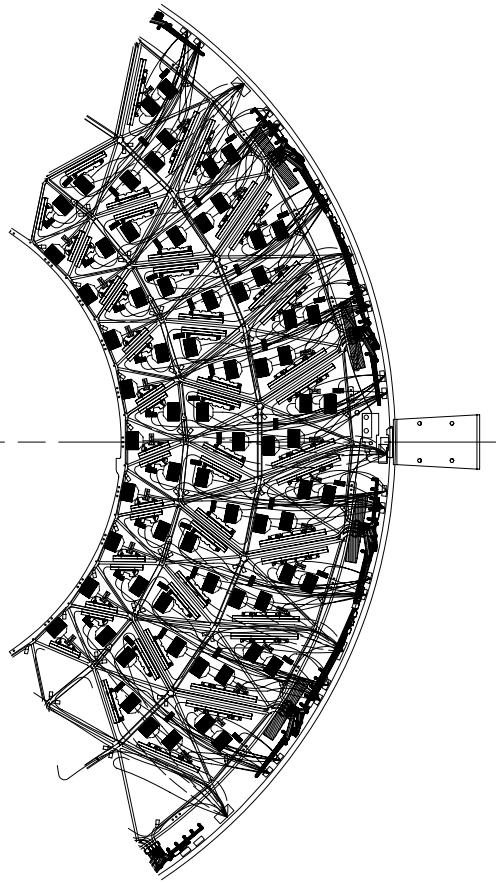

SIGNAL CABLES SCALE 1:2

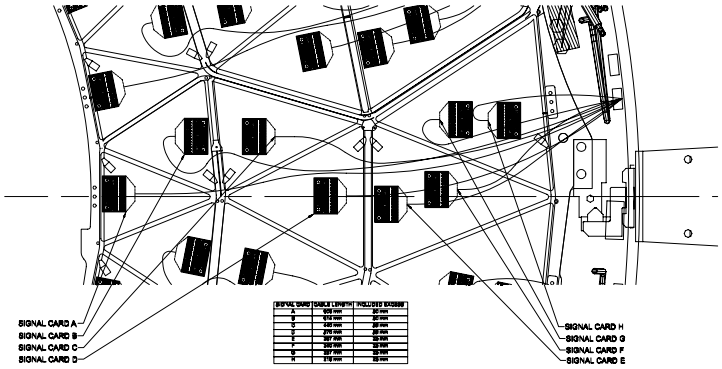

SIGNAL CARD	CABLE LENGTH	INCLUDED EXCESS
A	905 mm	20 mm
B	914 mm	20 mm
C	940 mm	20 mm
D	970 mm	20 mm
E	997 mm	20 mm
F	992 mm	20 mm
G	997 mm	20 mm
H	1 16 mm	20 mm

LOW VOLTAGE CABLES SCALE 1:2

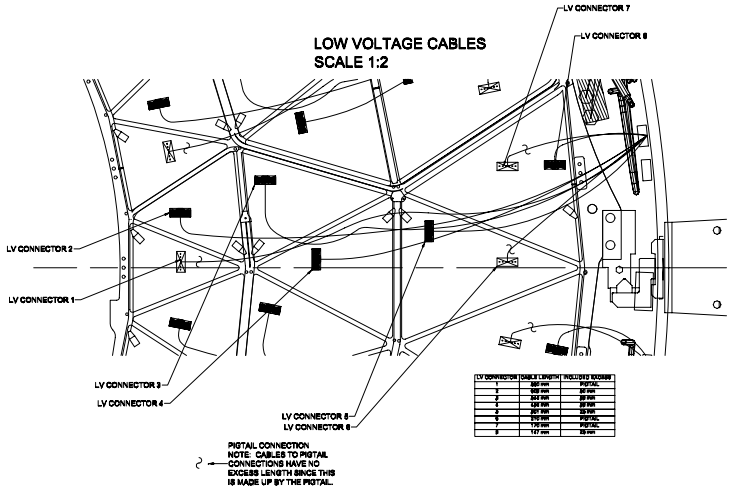

LV CONNECTOR	CABLE LENGTH	INCLUDED EXCESS
1	997 mm	PIGTAIL
2	997 mm	20 mm
3	997 mm	20 mm
4	997 mm	20 mm
5	992 mm	20 mm
6	992 mm	PIGTAIL
7	1 16 mm	PIGTAIL
8	1 17 mm	20 mm

SIDE A CABLES

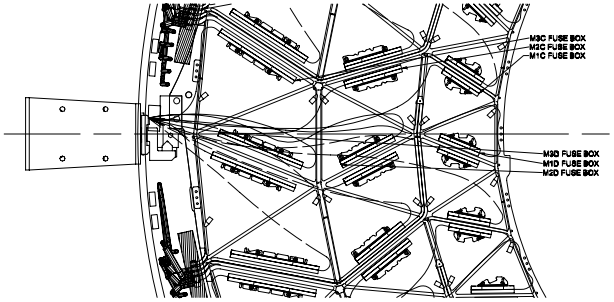

HIGH VOLTAGE CABLES SCALE 1:3

FUSE BOX	CABLE LENGTH	INCLUDED EXCESS
V1 A	910 mm	20 mm
V1 B	910 mm	20 mm
V1 C	910 mm	20 mm
V1 D	910 mm	20 mm
V2A	920 mm	20 mm
V2B	920 mm	20 mm
V2C	920 mm	20 mm
V2D	920 mm	20 mm
V3A	910 mm	20 mm
V3B	910 mm	20 mm
V3C	910 mm	20 mm
V3D	910 mm	20 mm
V4A	900 mm	20 mm
V4B	900 mm	20 mm
V4C	900 mm	20 mm
V4D	900 mm	20 mm

SIDE C CABLES

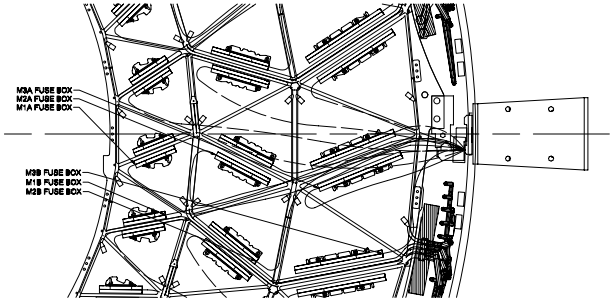

INDIANA UNIVERSITY
HIGH ENERGY PHYSICS
CDD CONTROL

DRAWN	D. C. BAXTER	2020-04-22
PROJ. ENG.	J. CALLAHAN	2020-04-22
PROJ. MGR.	R. GERGER	2020-04-22

TITLE: TRT BARREL CABLE LENGTHS

SIZE	DWG. NO.	REV
A0	4040000-Dwg	B

SCALE: 1:4 | PROJECT: ATLAS TRT | SHEET 1 OF 1